



The mission of the University of the Arts is to inspire, educate and prepare innovative artists, designers and creative leaders for the 21st century. Devoted exclusively to education and training in the arts for 140 years, this dynamic community of artists engages, refines and articulates creative capabilities, challenging students to think critically, and joining knowledge and skill to their individual creative visions.

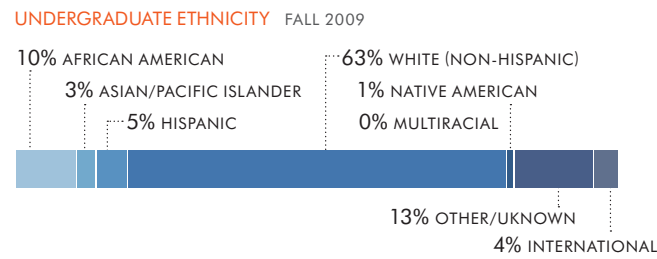
CONTACT 320 South Broad Street, Philadelphia, PA 19102 T: 215.717.6000 WWW.UARTS.EDU

<p>DEGREES OFFERED BFA, BS, BM, MA, MAT, MFA, MID, MM,</p> <p>MAJORS OFFERED Animation* Art Education** Book Arts/Printmaking** Ceramics** Crafts* Film/Animation* Film/Digital Video* Graphic Design* Illustration* Industrial Design Multidisciplinary Fine Arts* Multimedia (Interactive/ Motion Design)* Museum Communication** Museum Education** Museum Exhibition Planning and Design** Painting/Drawing</p>	<p>Photography* Printmaking/Book Arts* Sculpture Teaching Visual Arts** Writing for Film and Television*</p> <p>MINORS AND CONCENTRATIONS OFFERED Advertising* Animation* Art Education Pre-Certification* Art Therapy* Book Arts* Digital Fine Arts* Documentary Video* E-Publishing* Figurative Illustration* Film/Digital Video* Game Design* History of Visual Arts Information Architecture* Multimedia* Narrative Video*</p>	<p>Photography* Screenwriting* Studio Photography* Typography* Web Design* Web Design and Development* Web Drama*</p> <p><i>Additional majors and minors offered through the College of Performing Arts</i></p> <p>OTHER PROGRAMS Certificate Diploma Continuing Education Pre-College Saturday School Pre-College Summer Institute Professional Institute for Educators Saturday Arts Lab for Young Students</p> <p>*UNDERGRADUATE ONLY **GRADUATE ONLY</p>	<p>ACCREDITATION REGIONAL: MSCHE SPECIALIZED: NASAD, NASM</p> <p>UNDERGRADUATE ADMISSIONS PROCESS APPLICATION: Required ONLINE APPLICATION: Optional HOME EXAM: Not required INTERVIEW: Recommended ESSAY: Required SAT / ACT: Required PORTFOLIO: Required TRANSCRIPTS HIGH SCHOOL: Required COLLEGE: Required, if transferring</p>
-------------------------------------------------------------------------------------------------------------------------------------------------------------------------------------------------------------------------------------------------------------------------------------------------------------------------------------------------------------------------------------------------------------------------------------------------------------------------------------------------------	-----------------------------------------------------------------------------------------------------------------------------------------------------------------------------------------------------------------------------------------------------------------------------------------------------------------------------------------------------------------------------------------------------------------------------------------------------------------------------------------------------------------------	-----------------------------------------------------------------------------------------------------------------------------------------------------------------------------------------------------------------------------------------------------------------------------------------------------------------------------------------------------------------------------------------------------------------------------------------------------------------------------------------------------------------------------	----------------------------------------------------------------------------------------------------------------------------------------------------------------------------------------------------------------------------------------------------------------------------------------------------------------------------------------------------------------------------------------------------

ENROLLMENT FALL 2009

UNDERGRADUATE FTE ¹ = 2,124		GRADUATE FTE ¹ = 192	
UNDERGRADUATE		GRADUATE	
FULL-TIME	PART-TIME	FULL-TIME	PART-TIME
2,111	31	174	62

NOTE 1: "Full-Time Equivalent" is the common way to measure the relative size of colleges. This adjusts for differences in the percentage of part-time students (or faculty). For example: one full-time student=1 FTE; three half-time students = 1.5 FTE, etc.

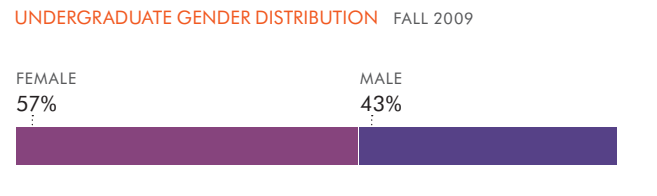


FACULTY 2009-10

FACULTY FTE ¹ = 228	
FULL-TIME	PART-TIME
113	399

CLASS SIZE FALL 2009
17 ESTIMATED AVERAGE

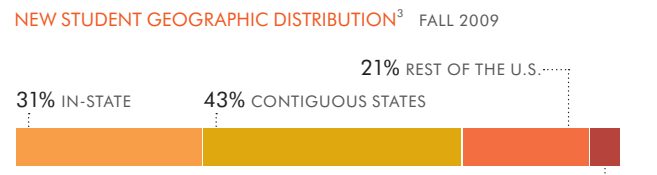
STUDENT/FACULTY RATIO FALL 2009
10.1 TO 1
FTE STUDENTS PER FTE FACULTY¹



FRESHMEN RETENTION²

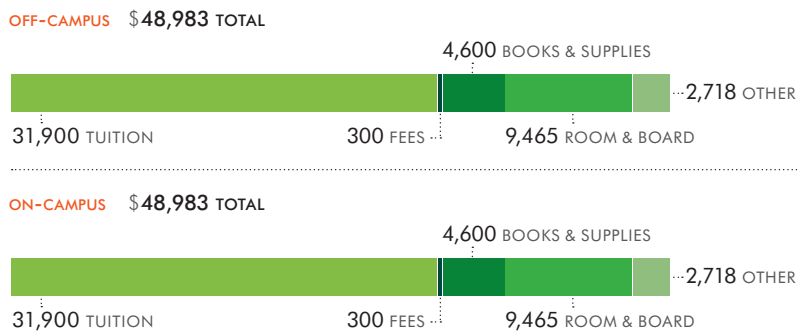
79% OF FALL 2007 FRESHMEN RETURNED IN FALL 2008	68% OF FALL 2002 FRESHMEN GRADUATED WITHIN SIX YEARS
79% OF FALL 2008 FRESHMEN RETURNED IN FALL 2009	66% OF FALL 2003 FRESHMEN GRADUATED WITHIN SIX YEARS

SIX-YEAR GRADUATION RATE²



UNDERGRADUATE COST OF ATTENDANCE 2010-11

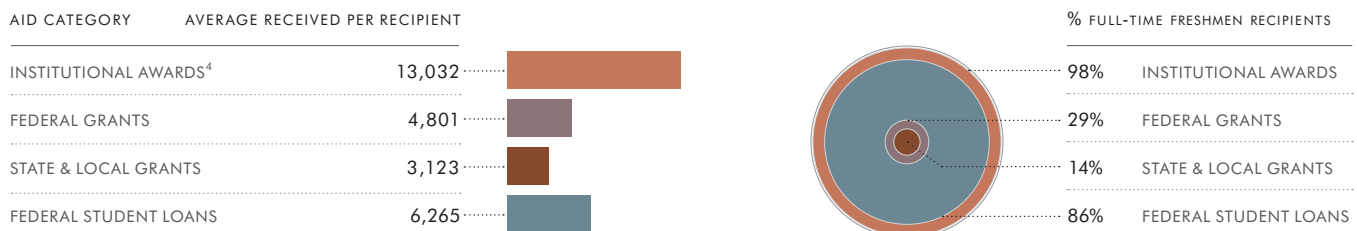
FULL-TIME DEPENDENT	OFF-CAMPUS	ON-CAMPUS
TUITION (30 CREDITS)	\$ 31,900	\$ 31,900
MANDATORY FEES	300	300
BOOKS & SUPPLIES	4,600	4,600
ROOM & BOARD	9,465	9,465
OTHER	2,718	2,718
TOTAL COST	\$ 48,983	\$ 48,983



STUDENT HOUSING FALL 2009 85% OF FRESHMEN LIVE IN COLLEGE HOUSING. 20% OF ALL STUDENTS LIVE IN COLLEGE HOUSING.

FINANCIAL AID 2008-09 FULL-TIME FIRST-TIME FRESHMEN

AVERAGE AMOUNT RECEIVED PER RECIPIENT \$ 19,820 99% OF FULL-TIME FRESHMEN RECEIVED AID



As the nation’s only comprehensive arts university, the University of the Arts offers a unique environment where students from many disciplines—artists, performers and media makers—interact in a dynamic community of creativity. Its 2,300+ students are enrolled in 46 undergraduate and graduate programs in visual and performing arts, design and film on the University’s campus in the heart of Philadelphia’s vibrant Avenue of the Arts. The institution’s roots as a national leader in educating creative individuals date back to 1868. The University offers numerous opportunities for students to grow as creative individuals, including: internships; study abroad; an exchange program with The University of the Sciences in Philadelphia; a growing list of student clubs and organizations; a dedicated career services office; and an active alumni organization.

NOTE 1: “Full-Time Equivalent” is the common way to measure the relative size of colleges. This adjusts for differences in the percentage of part-time students (or faculty). For example: one full-time student = 1 FTE; three half-time students = 1.5 FTE, etc. NOTE 2: Retention & graduation rates are calculated using “First-Time, Full-Time Freshmen” as required by the U.S. Department of Education. In schools with large transfer populations, these rates can vary quite a bit from year to year. NOTE 3: Geographic distribution is reported for first-time degree/certificate-seeking undergraduates. NOTE 4: Includes all institutional scholarships and grants, but does not include College Work Study or third party awards. NOTE 5: Data presented is drawn from the most recent school year available.