

School of the Museum of Fine Arts, Boston A I C A D



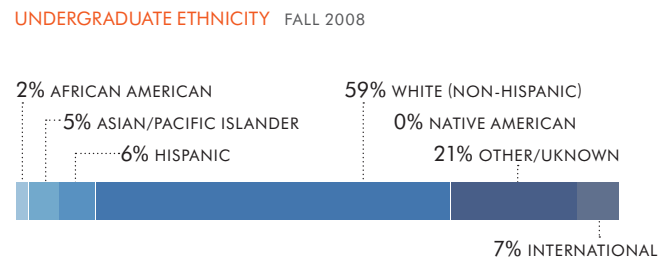
The School of the Museum of Fine Arts provides an education in the fine arts that is unique, interdisciplinary, and self-directed with no defined majors. The SMFA values cultural, artistic, and intellectual diversity; it embraces a wide range of media and stresses the development of individual vision. The SMFA stays deeply in touch with the international world of art. If the mission is constant, its practice is always evolving.

CONTACT 230 The Fenway, Boston, MA 02115 T: 617.267.6100 WWW.SMFA.EDU

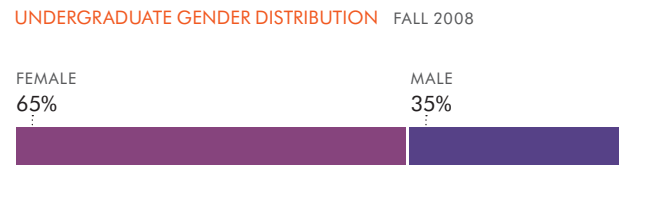
<p>DEGREES OFFERED BFA, COMBINED DEGREE (BFA + BA OR BS), BFA + MAT, MAT, MFA</p> <p>AREAS OF STUDY Ceramics Drawing Film and Animation Fine Arts Glass Metals Painting Performance Photography Print and Paper Sculpture Sound Studio Art</p>	<p>Teaching-Art Education** Text and Image Arts (encompassing artist books and multiples, web-based art, and graphic design) Video</p> <p>OTHER PROGRAMS Studio Diploma Post-Baccalaureate Certificate Fifth-Year Certificate Continuing Education Weekend Classes Summer Classes Classes for High School Students Evening Certificate Programs (Graphic Design; Illustration) Pre College Summer Program **GRADUATE ONLY</p>	<p>SPECIAL OPPORTUNITIES Degree Programs with Tufts & Northeastern • Exchanges (AICAD Mobility, AICAD New York Studio Program, Pro Arts Consortium, MIT, Foreign Programs) • Internships • Career Resources Through the Artist's Resource Center • Traveling Scholarship Program for Fifth Year Students • Grants for Travel and Independent Study</p>										
		<p>ACCREDITATION REGIONAL: Degree programs regionally accredited through Tufts or Northeastern Universities SPECIALIZED: NASAD</p>										
		<p>UNDERGRADUATE ADMISSIONS PROCESS</p> <table border="0"> <tr> <td>APPLICATION: Required</td> <td>SAT / ACT: Optional</td> </tr> <tr> <td>ONLINE APPLICATION: None</td> <td>PORTFOLIO: Required</td> </tr> <tr> <td>HOME EXAM: Not required</td> <td>TRANSCRIPTS</td> </tr> <tr> <td>INTERVIEW: Optional</td> <td>HIGH SCHOOL: Required</td> </tr> <tr> <td>ESSAY: Required</td> <td>COLLEGE: Required, if transferring</td> </tr> </table>	APPLICATION: Required	SAT / ACT: Optional	ONLINE APPLICATION: None	PORTFOLIO: Required	HOME EXAM: Not required	TRANSCRIPTS	INTERVIEW: Optional	HIGH SCHOOL: Required	ESSAY: Required	COLLEGE: Required, if transferring
APPLICATION: Required	SAT / ACT: Optional											
ONLINE APPLICATION: None	PORTFOLIO: Required											
HOME EXAM: Not required	TRANSCRIPTS											
INTERVIEW: Optional	HIGH SCHOOL: Required											
ESSAY: Required	COLLEGE: Required, if transferring											

ENROLLMENT FALL 2008							
UNDERGRADUATE FTE ¹ = 679	GRADUATE FTE ¹ = 94						
<table border="0"> <tr> <td>UNDERGRADUATE</td> <td>GRADUATE</td> </tr> <tr> <td>FULL-TIME PART-TIME</td> <td>FULL-TIME PART-TIME</td> </tr> <tr> <td>595 80</td> <td>94 0</td> </tr> </table>	UNDERGRADUATE	GRADUATE	FULL-TIME PART-TIME	FULL-TIME PART-TIME	595 80	94 0	
UNDERGRADUATE	GRADUATE						
FULL-TIME PART-TIME	FULL-TIME PART-TIME						
595 80	94 0						

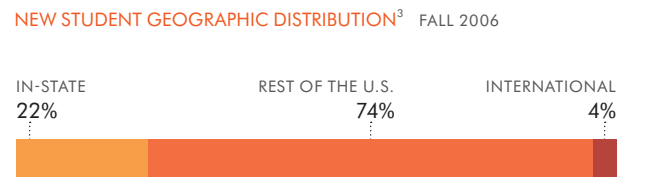
NOTE 1: "Full-Time Equivalent" is the common way to measure the relative size of colleges. This adjusts for differences in the percentage of part-time students (or faculty). For example: one full-time student=1 FTE; three half-time students = 1.5 FTE, etc.



<p>FACULTY 2008-09 FACULTY FTE¹ = 69</p> <table border="0"> <tr> <td>FULL-TIME</td> <td>PART-TIME</td> </tr> <tr> <td>52</td> <td>61</td> </tr> </table> <p>CLASS SIZE FALL 2008 19 ESTIMATED AVERAGE</p>	FULL-TIME	PART-TIME	52	61	<p>STUDENT/FACULTY RATIO FALL 2008 10 TO 1 FTE STUDENTS PER FTE FACULTY¹</p>
FULL-TIME	PART-TIME				
52	61				



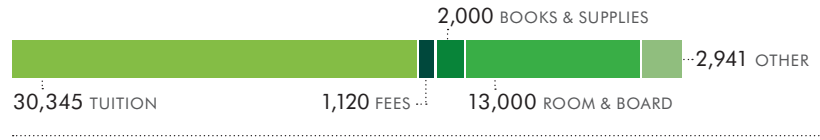
<p>FRESHMEN RETENTION²</p> <p>83% OF FALL 2006 FRESHMEN RETURNED IN FALL 2007</p> <p>84% OF FALL 2007 FRESHMEN RETURNED IN FALL 2008</p>	<p>SIX-YEAR GRADUATION RATE²</p> <p>45% OF FALL 2001 FRESHMEN GRADUATED WITHIN SIX YEARS</p> <p>41% OF FALL 2002 FRESHMEN GRADUATED WITHIN SIX YEARS</p>
--	--



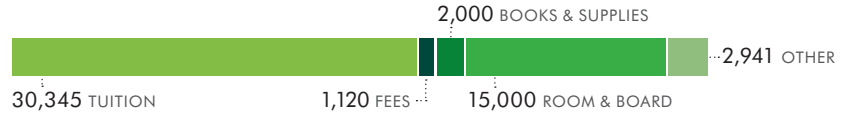
UNDERGRADUATE COST OF ATTENDANCE 2009-10

FULL-TIME DEPENDENT	OFF-CAMPUS	ON-CAMPUS
TUITION (30 CREDITS)	\$ 30,345	\$ 30,345
MANDATORY FEES	1,120	1,120
BOOKS & SUPPLIES	2,000	2,000
ROOM & BOARD	13,000	15,000
OTHER	2,941	2,941
TOTAL COST	\$ 49,406	\$ 51,406

OFF-CAMPUS \$49,406 TOTAL



ON-CAMPUS \$51,406 TOTAL



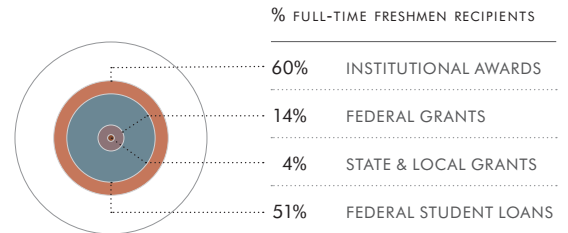
STUDENT HOUSING FALL 2008 45% OF FRESHMEN LIVE IN CAMPUS HOUSING. 12% OF ALL STUDENTS LIVE IN CAMPUS HOUSING.

FINANCIAL AID 2007-08 FULL-TIME FIRST-TIME FRESHMEN

AVERAGE AMOUNT RECEIVED PER RECIPIENT \$ 16,724

63% OF FULL-TIME FRESHMEN RECEIVED AID

AID CATEGORY	AVERAGE RECEIVED PER RECIPIENT
INSTITUTIONAL AWARDS ⁴	13,610
FEDERAL GRANTS	3,417
STATE & LOCAL GRANTS	1,366
FEDERAL STUDENT LOANS	3,763



The SMFA offers an interdisciplinary education that is unparalleled. In a program designed by artists for artists, students create their own path of study, free of requirements and based on their individual needs and creative vision. With guidance from faculty mentors, all professional artists, students are encouraged to experiment across media, broaden their vision and find new ways to make art. Semester Review Boards, not grades, offer credit, advisement and critique of each student's body of work.

Part of the Museum of Fine Arts, Boston, SMFA students have access to the comprehensive collections, exhibitions, and opportunities for internships. Affiliations with Tufts and Northeastern Universities offer a breadth of liberal arts studies to our degree-seeking students.

Our programs are for motivated artists of any age, background or level of experience. Located in the heart of Boston, the SMFA has partnerships with five professional visual and performing arts colleges and MIT, as well as national and international study abroad and exchange programs. Our students also have extensive exhibition opportunities and professional development resources. This is an ideal school for people who seek to break boundaries and be the future of art.

NOTE 1: "Full-Time Equivalent" is the common way to measure the relative size of colleges. This adjusts for differences in the percentage of part-time students (or faculty). For example: one full-time student = 1 FTE; three half-time students = 1.5 FTE, etc. NOTE 2: Retention & graduation rates are calculated using "First-Time, Full-Time Freshmen" as required by the U.S. Department of Education. In schools with large transfer populations, these rates can vary quite a bit from year to year. NOTE 3: Geographic distribution is reported for first-time degree/certificate-seeking undergraduates. NOTE 4: Includes all institutional scholarships and grants, but does not include College Work Study or third party awards. NOTE 5: Data presented is drawn from the most recent school year available.