



The School of the Art Institute of Chicago (SAIC) is a dynamic community of critical thinkers and innovative artists and designers. Our 3,200 students, from across the globe, develop their creative and critical abilities through 33 interdisciplinary programs, while working with award-winning faculty, including many of the leading practitioners in their fields. Our students bring with them a variety of experiences and passions, and we provide them a venue for invention, experimentation, and inspiration.

**CONTACT** 37 South Wabash Avenue, Chicago, IL 60603 T: 312.899.5100 WWW.SAIC.EDU

### DEGREES OFFERED

BA, BFA, BIA, MFA, MA, M.ARCH, MS

### MAJORS OFFERED

Animation  
Architecture  
Art and Technology Studies  
Art Education  
Art History  
Art Therapy\*\*  
Arts Administration and Policy\*\*  
Ceramics  
Designed Objects  
Drawing  
Fashion, Body and Garment\*\*  
Fashion Design  
Fiber and Material Studies  
Film, Video, New Media and Animation  
Fine Arts  
Graphic Design  
Historic Preservation\*\*  
Individualized/Self-Designed Major

Interior Architecture\*  
Modern Art History,  
Theory, and Criticism\*\*  
New Arts Journalism\*\*  
Painting  
Performance  
Photography  
Printmedia  
Sculpture  
Sound  
Studio\*\*  
Teaching\*\*  
Video  
Visual and Critical Studies  
Visual Communication Design  
Writing

### OTHER PROGRAMS

Post-Baccalaureate Certificate  
Continuing Education  
Early College Program

\*UNDERGRADUATE ONLY  
\*\*GRADUATE ONLY

### SPECIAL OPPORTUNITIES

Cooperative Education Internship Program • Career Development Office • Study Abroad & Domestic Exchange • Study Trips • Oxbow Summer School of Art and Artists Residency • Over 50 Student Organizations • *fNewmagazine* • FreeRadio SAIC • Student-run Galleries • Teacher Institute in Contemporary Art

### ACCREDITATION

REGIONAL: NCACS SPECIALIZED: NASAD

### UNDERGRADUATE ADMISSIONS PROCESS

APPLICATION: Required	SAT / ACT: Required
ONLINE APPLICATION: Required	PORTFOLIO: Required
HOME EXAM: Not required	TRANSCRIPTS
INTERVIEW: Recommended	HIGH SCHOOL: Required
ESSAY: Required	COLLEGE: Required, if transferring

### ENROLLMENT FALL 2009

UNDERGRADUATE FTE<sup>1</sup> = 2,329

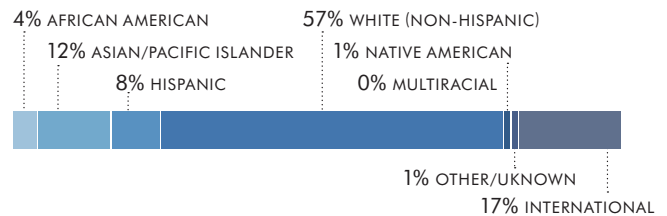
GRADUATE FTE<sup>1</sup> = 655

UNDERGRADUATE	
FULL-TIME	PART-TIME
2,257	160

GRADUATE	
FULL-TIME	PART-TIME
638	43

**NOTE 1:** "Full-Time Equivalent" is the common way to measure the relative size of colleges. This adjusts for differences in the percentage of part-time students (or faculty). For example: one full-time student=1 FTE; three half-time students = 1.5 FTE, etc.

### UNDERGRADUATE ETHNICITY FALL 2009



### FACULTY 2009-10

FACULTY FTE<sup>1</sup> = 333

FACULTY	
FULL-TIME	PART-TIME
106	476

### STUDENT/FACULTY RATIO FALL 2009

9 TO 1  
FTE STUDENTS PER FTE FACULTY<sup>1</sup>



### CLASS SIZE FALL 2009

15 ESTIMATED AVERAGE

### UNDERGRADUATE GENDER DISTRIBUTION FALL 2009



### FRESHMEN RETENTION<sup>2</sup>

74% OF FALL 2007 FRESHMEN RETURNED IN FALL 2008

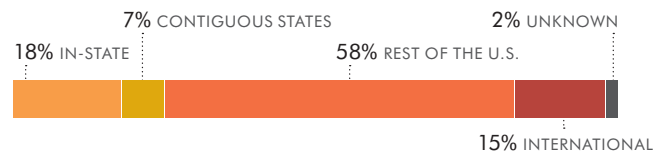
75% OF FALL 2008 FRESHMEN RETURNED IN FALL 2009

### SIX-YEAR GRADUATION RATE<sup>2</sup>

62% OF FALL 2002 FRESHMEN GRADUATED WITHIN SIX YEARS

63% OF FALL 2003 FRESHMEN GRADUATED WITHIN SIX YEARS

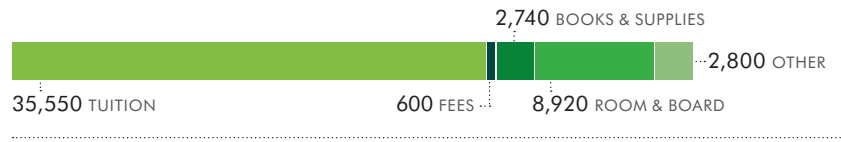
### NEW STUDENT GEOGRAPHIC DISTRIBUTION<sup>3</sup> FALL 2009



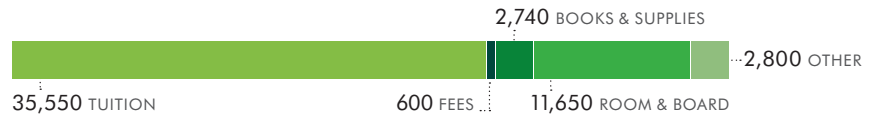
UNDERGRADUATE COST OF ATTENDANCE 2010-11

FULL-TIME DEPENDENT	OFF-CAMPUS	ON-CAMPUS
TUITION (30 CREDITS)	\$ 35,550	\$ 35,550
MANDATORY FEES	600	600
BOOKS & SUPPLIES	2,740	2,740
ROOM & BOARD	8,920	11,650
OTHER	2,800	2,800
<b>TOTAL COST</b>	<b>\$ 50,610</b>	<b>\$ 53,340</b>

OFF-CAMPUS \$ 50,610 TOTAL



ON-CAMPUS \$ 53,340 TOTAL



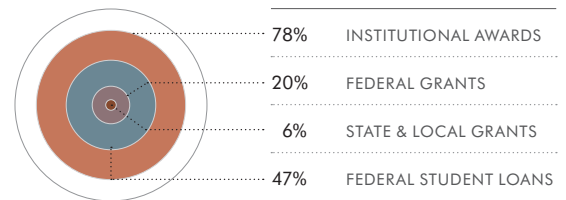
COLLEGE HOUSING FALL 20089 87% OF FRESHMEN LIVE IN COLLEGE HOUSING. 32% OF ALL STUDENTS LIVE IN COLLEGE HOUSING.

FINANCIAL AID 2008-09 FULL-TIME FIRST-TIME FRESHMEN

AVERAGE AMOUNT RECEIVED PER RECIPIENT \$ 13,063

80% OF FULL-TIME FRESHMEN RECEIVED AID

AID CATEGORY	AVERAGE RECEIVED PER RECIPIENT
INSTITUTIONAL AWARDS <sup>4</sup>	8,407
FEDERAL GRANTS	4,667
STATE & LOCAL GRANTS	4,372
FEDERAL STUDENT LOANS	5,817



A leader in educating artists, designers, and scholars since 1866, SAIC's educational philosophy is built upon an interdisciplinary approach to art and design, giving students unparalleled opportunities to develop their creative and critical abilities. Our engaged student body and renowned faculty of nearly 600 professionally active artists, designers, and scholars work in close proximity, sharing exceptional resources and establishing a forum for the vigorous exchange of ideas. In addition to cutting-edge art and design instruction, SAIC also provides a rigorously challenging and complete liberal arts education.

SAIC's location in the heart of Chicago gives students access to one of the world's most creatively vibrant and architecturally rich cities, and we encourage engagement in its full spectrum of cultural amenities. Our resources include the Art Institute of Chicago and its new Modern Wing as well as state-of-the-art facilities and numerous special collections and programming venues that provide students with exceptional exhibitions, screenings, lectures, and performances.

SAIC recognizes that we live in a global society and we encourage our students to engage in critical dialogue outside of the classroom through international study and off-campus education. Our award-winning Cooperative Education Internship Program, one of the largest arts-related co-ops in the nation, provides students with the opportunity to refine their career objectives and develop relationships with arts professionals.

To learn more, please visit [www.saic.edu](http://www.saic.edu).

NOTE 1: "Full-Time Equivalent" is the common way to measure the relative size of colleges. This adjusts for differences in the percentage of part-time students (or faculty). For example: one full-time student = 1 FTE; three half-time students = 1.5 FTE, etc. NOTE 2: Retention & graduation rates are calculated using "First-Time, Full-Time Freshmen" as required by the U.S. Department of Education. In schools with large transfer populations, these rates can vary quite a bit from year to year. NOTE 3: Geographic distribution is reported for first-time degree/certificate-seeking undergraduates. NOTE 4: Includes all institutional scholarships and grants, but does not include College Work Study or third party awards. NOTE 5: Data presented is drawn from the most recent school year available.