



Pratt Institute, recognized internationally as one of the leading art, design, and architecture schools in the US, offers outstanding undergraduate and graduate programs. With over 25 undergraduate majors and concentrations and over 20 graduate programs, a faculty of practicing professionals, an outstanding career services office, and a beautiful 25-acre tree-lined campus 25 minutes from Manhattan, Pratt is the ideal choice for students looking for a residential art school experience.

CONTACT 200 Willoughby Avenue, Brooklyn, NY 11205 T: 718.636.3600 WWW.PRATT.EDU

DEGREES OFFERED

AAS, AOS, BA, B.A.RCH, BFA, BID, BPS, BS, M.ARCH, MFA, MID, MPS, MS, BFA/MS, MS/MFA; OR MS/JD with Brooklyn Law School

MAJORS OFFERED

Advertising Art Direction
Animation/Film
Architecture
Art and Design Education
Art History*
Arts and Cultural Management**
Art Therapy and Creative Development**
Critical and Visual Studies
Communications Design
Dance/Movement Therapy**
Digital Arts
Fashion Design*
Film
Fine Arts

Graphic Design/Illustration*
Industrial Design
Interior Design
Package Design**
Photography
Special Education (Art Therapy)**
Theory, Criticism, and History of Art, Design and Architecture
Writing

*Other majors offered in the Schools of Information and Library Sciences and School of Architecture**

MINORS OFFERED

Cultural Studies*
History of Art*

OTHER PROGRAMS

Intensive English Program
Certificate and Summer Programs
Continuing Education

*UNDERGRADUATE ONLY
**GRADUATE ONLY

SPECIAL OPPORTUNITIES

Study Abroad in Nine International Cities • Joint Degree Programs (*library science with art history, digital art or law*) • Career Services Center • Many Internship Opportunities

ACCREDITATION REGIONAL: MSACS

SPECIALIZED: CIDA, NAAB, NASAD, NY STATE RATE, AATA, ADTA, ALA

UNDERGRADUATE ADMISSIONS PROCESS

APPLICATION: Required	SAT / ACT: Required
ONLINE APPLICATION: Recommended	PORTFOLIO: Required
HOME EXAM: Not required	TRANSCRIPTS
INTERVIEW: Optional	HIGH SCHOOL: Required
ESSAY: Required	COLLEGE: Required, if transferring
	RECOMMENDATIONS: Optional

ENROLLMENT FALL 2008

UNDERGRADUATE FTE¹ = 3,040

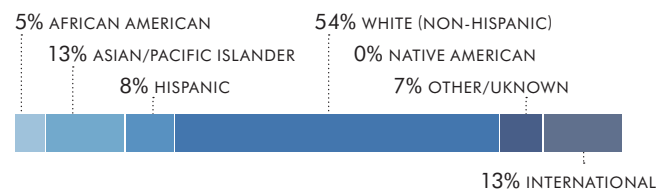
GRADUATE FTE¹ = 1,451

UNDERGRADUATE	
FULL-TIME	PART-TIME
2,948	159

GRADUATE	
FULL-TIME	PART-TIME
1,350	292

NOTE 1: "Full-Time Equivalent" is the common way to measure the relative size of colleges. This adjusts for differences in the percentage of part-time students (or faculty). For example: one full-time student=1 FTE; three half-time students = 1.5 FTE, etc.

UNDERGRADUATE ETHNICITY FALL 2008



FACULTY 2008-09

FACULTY FTE¹ = 484

FULL-TIME	PART-TIME
127	873

STUDENT/FACULTY RATIO FALL 2008

9.3 TO 1
FTE STUDENTS PER FTE FACULTY¹



CLASS SIZE FALL 2008

15 ESTIMATED AVERAGE

UNDERGRADUATE GENDER DISTRIBUTION FALL 2008



FRESHMEN RETENTION²

80% OF FALL 2006 FRESHMEN RETURNED IN FALL 2007


83% OF FALL 2007 FRESHMEN RETURNED IN FALL 2008

SIX-YEAR GRADUATION RATE²

55% OF FALL 2001 FRESHMEN GRADUATED WITHIN SIX YEARS

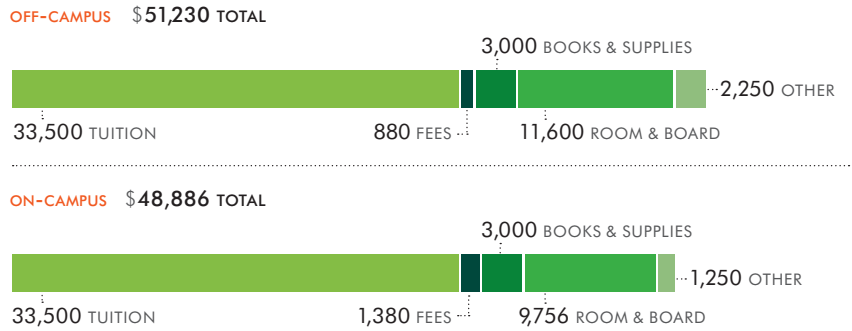
56% OF FALL 2002 FRESHMEN GRADUATED WITHIN SIX YEARS

NEW STUDENT GEOGRAPHIC DISTRIBUTION³ FALL 2008



UNDERGRADUATE COST OF ATTENDANCE 2009-10

FULL-TIME DEPENDENT	OFF-CAMPUS	ON-CAMPUS
TUITION (30 CREDITS)	\$ 33,500	\$ 33,500
MANDATORY FEES	880	1,380
BOOKS & SUPPLIES	3,000	3,000
ROOM & BOARD	11,600	9,756
OTHER	2,250	1,250
TOTAL COST	\$ 51,230	\$ 48,886



STUDENT HOUSING FALL 2008 82% OF FRESHMEN LIVE IN CAMPUS HOUSING. 49% OF ALL STUDENTS LIVE IN CAMPUS HOUSING.

FINANCIAL AID 2007-08 FULL-TIME FIRST-TIME FRESHMEN

AVERAGE AMOUNT RECEIVED PER RECIPIENT \$ 13,188 88% OF FULL-TIME FRESHMEN RECEIVED AID



The combination of an award-winning professional faculty, a wide variety of majors ranked among the top ten, and an ideal location in a residential neighborhood close to Manhattan makes Pratt a top choice for students interested in professional programs in architecture, art, design, or writing. With so many programs from which to choose, students often major in one discipline and take electives in several others, exploring all their artistic interests.

Pratt's 1000 faculty members are successful practicing professionals who ensure the currency of the curriculum and connect students with internships and often jobs. The network of jobs for graduates stretches across the country and around the world, reflecting Pratt's vast alumni base with over 30,000 graduates. The Career Services Office provides students with online and in-person assistance with portfolios, resumes, interview skills, and the job search, listing hundreds of jobs online for the convenience of students and alumni.

The campus offers students 25 acres of beautifully landscaped grounds, historic buildings, outstanding studio facilities, five residence halls, an athletic center, varsity sports, and a contemporary sculpture park, recognized by *Public Art Review* as one of the 10 best campus art collections in the country.

NOTE 1: "Full-Time Equivalent" is the common way to measure the relative size of colleges. This adjusts for differences in the percentage of part-time students (or faculty). For example: one full-time student = 1 FTE; three half-time students = 1.5 FTE, etc. NOTE 2: Retention & graduation rates are calculated using "First-Time, Full-Time Freshmen" as required by the U.S. Department of Education. In schools with large transfer populations, these rates can vary quite a bit from year to year. NOTE 3: Geographic distribution is reported for first-time degree/certificate-seeking undergraduates. NOTE 4: Includes all institutional scholarships and grants, but does not include College Work Study or third party awards. NOTE 5: Data presented is drawn from the most recent school year available.