



Pennsylvania College of Art & Design is your place to prepare for a life in art. PCA&D offers BFA degrees in graphic design, illustration, photography, and fine arts, and it's a great place to earn a professional quality education without spending a fortune. PCA&D anchors Lancaster's thriving arts and cultural district, and the city offers benefits of urban living without the big city feel.

CONTACT 204 North Prince Street, P.O. Box 59, Lancaster, PA 17608 T: 717.396.7833 WWW.PCAD.EDU

DEGREES OFFERED

BFA

MAJORS OFFERED

Fine Arts
Graphic Design
Illustration
Photography

OTHER PROGRAMS

Continuing Education
Pre-College
Professional Certificate Programs
Youth Programs

SPECIAL OPPORTUNITIES

Required Internships • Career Services • AICAD Mobility Program • Network to Success • Professional Membership Opportunities: The Center for Emerging Visual Artists (Philadelphia), AIGA Central Pennsylvania, The Illustration Club of DC, and The Society of Photographic Education

ACCREDITATION

REGIONAL: MSACS SPECIALIZED: NASAD

UNDERGRADUATE ADMISSIONS PROCESS

APPLICATION: Required	SAT / ACT: Recommended
ONLINE APPLICATION: —	PORTFOLIO: Required
HOME EXAM: —	TRANSCRIPTS
INTERVIEW: Required	HIGH SCHOOL: Required
ESSAY: Required	COLLEGE: Required, if transferring

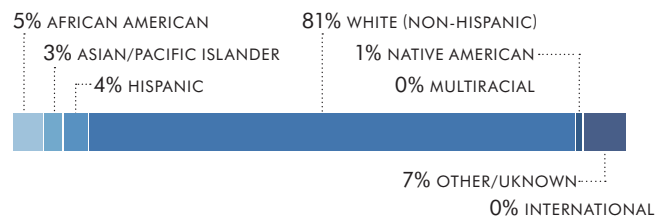
ENROLLMENT FALL 2009

UNDERGRADUATE FTE¹ = 260

UNDERGRADUATE	
FULL-TIME	PART-TIME
247	26

NOTE 1: "Full-Time Equivalent" is the common way to measure the relative size of colleges. This adjusts for differences in the percentage of part-time students (or faculty). For example: one full-time student=1 FTE; three half-time students = 1.5 FTE, etc.

UNDERGRADUATE ETHNICITY FALL 2009



FACULTY 2009-10

FACULTY FTE¹ = 29

FULL-TIME	PART-TIME
15	32

CLASS SIZE FALL 2009

15 ESTIMATED AVERAGE

STUDENT/FACULTY RATIO FALL 2009

8.9 TO 1
FTE STUDENTS PER FTE FACULTY¹



UNDERGRADUATE GENDER DISTRIBUTION FALL 2009



FRESHMEN RETENTION²

69% OF FALL 2007 FRESHMEN RETURNED IN FALL 2008

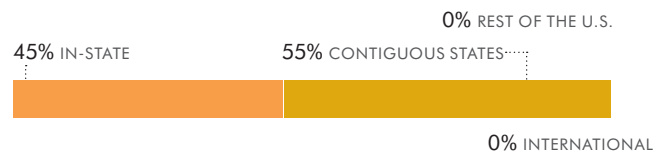
60% OF FALL 2008 FRESHMEN RETURNED IN FALL 2009

SIX-YEAR GRADUATION RATE²

30% OF FALL 2002 FRESHMEN GRADUATED WITHIN SIX YEARS

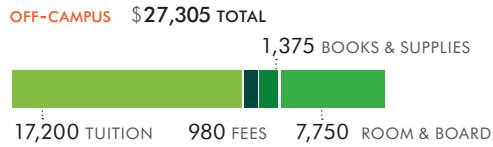
42% OF FALL 2003 FRESHMEN GRADUATED WITHIN SIX YEARS

NEW STUDENT GEOGRAPHIC DISTRIBUTION³ FALL 2009



UNDERGRADUATE COST OF ATTENDANCE 2010-11

FULL-TIME DEPENDENT	OFF-CAMPUS	ON-CAMPUS
TUITION (30 CREDITS)	\$ 17,200	—
MANDATORY FEES	980	—
BOOKS & SUPPLIES	1,375	—
ROOM & BOARD	7,750	—
OTHER	—	—
TOTAL COST	\$ 27,305	—



COLLEGE HOUSING THIS INSTITUTION HAS NO COLLEGE HOUSING.

FINANCIAL AID 2008-09 FULL-TIME FIRST-TIME FRESHMEN

AVERAGE AMOUNT RECEIVED PER RECIPIENT \$ 8,012

81% OF FULL-TIME FRESHMEN RECEIVED AID



PCA&D features small class sizes, a professional faculty of artists and designers, in-class projects with real-world clients, and professional practices classes for all students. The required professional internship must be completed before graduation and is an important link between a student’s curricular preparations in the visual arts and the ways that training can be applied in the real world.

Students at PCA&D can take advantage of the AICAD mobility program, and thanks to a rigorous curriculum, graduate with professional-level portfolios. Student memberships in organizations such as the Center for Emerging Visual Artists (Philadelphia), Society of Photographic Education, the Illustration Club of D.C., and American Institute of Graphic Arts of Central PA increase opportunities for networking, regional portfolio reviews, conferences, speakers, and symposia.

The Main Gallery, featuring works by nationally and regionally-recognized artists, serves as a teaching tool for BFA students and a venue for public events year-round.

While not in class, students enjoy the diverse offerings in the greater Lancaster community. The County is home to nine colleges and universities that bring over 17,000 students to the region. The City offers students entertainment venues including music and concerts, restaurants, galleries, independent coffee shops, book stores, and theatre. Most PCA&D students share apartments in homes along tree-lined streets within a five-block radius of school.

NOTE 1: “Full-Time Equivalent” is the common way to measure the relative size of colleges. This adjusts for differences in the percentage of part-time students (or faculty). For example: one full-time student = 1 FTE; three half-time students = 1.5 FTE, etc. NOTE 2: Retention & graduation rates are calculated using “First-Time, Full-Time Freshmen” as required by the U.S. Department of Education. In schools with large transfer populations, these rates can vary quite a bit from year to year. NOTE 3: Geographic distribution is reported for first-time degree/certificate-seeking undergraduates. NOTE 4: Includes all institutional scholarships and grants, but does not include College Work Study or third party awards. NOTE 5: Data presented is drawn from the most recent school year available.