



At Cornish College of the Arts, a rigorous education takes place in an atmosphere that encourages experimentation while providing students with the fundamental technical skills that form the base from which works of excellence can emerge. Key to a Cornish education is a stellar faculty of recognized, practicing artists who support students in the development of their own distinctive artistic voice.

CONTACT 1000 Lenora Street, Seattle, WA 98121 T: 206.726.5151 WWW.CORNISH.EDU

DEGREES OFFERED

BFA, BM

MAJORS AND MINORS OFFERED

Interior Design
Motion Design
Painting
Photography
Print Art
Sculpture
Video Art
Visual Communication Design

Additional majors are offered through the Dance, Music, Performance Production, and Theater Departments.

OTHER PROGRAMS

Cooperative Program with Pilchuck Glass School • Cooperative Program with The Film School in Seattle • Study Abroad • Extensive Internships • Art on Loan Program with Fred Hutchinson Cancer Research Center • Numerous Other Cooperative Partnerships and Outreach with the Seattle Community • Student Leadership Council • Wellness Center

ACCREDITATION

REGIONAL: NWCCU

SPECIALIZED: NASAD

UNDERGRADUATE ADMISSIONS PROCESS

APPLICATION: Required

PORTFOLIO: Required

ONLINE APPLICATION: Required

TRANSCRIPTS

HOME EXAM: Not required

HIGH SCHOOL: Required

INTERVIEW: Required

COLLEGE: Required, if transferring

ESSAY: Required

CAMPUS VISIT: Recommended

SAT / ACT: Required

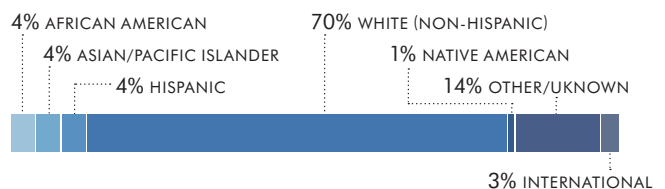
ENROLLMENT FALL 2008

UNDERGRADUATE FTE¹ = 796

UNDERGRADUATE	
FULL-TIME	PART-TIME
787	28

NOTE 1: "Full-Time Equivalent" is the common way to measure the relative size of colleges. This adjusts for differences in the percentage of part-time students (or faculty). For example: one full-time student=1 FTE; three half-time students = 1.5 FTE, etc.

UNDERGRADUATE ETHNICITY FALL 2008



FACULTY 2008-09

FACULTY FTE¹ = 106

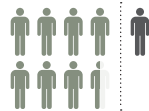
FULL-TIME	PART-TIME
58	142

CLASS SIZE FALL 2008

12 ESTIMATED AVERAGE

STUDENT/FACULTY RATIO FALL 2008

7.5 TO 1
FTE STUDENTS PER FTE FACULTY¹



UNDERGRADUATE GENDER DISTRIBUTION FALL 2008

FEMALE

62%

MALE

38%

FRESHMEN RETENTION²

70% OF FALL 2006 FRESHMEN RETURNED IN FALL 2007

67% OF FALL 2007 FRESHMEN RETURNED IN FALL 2008

SIX-YEAR GRADUATION RATE²

37% OF FALL 2001 FRESHMEN GRADUATED WITHIN SIX YEARS

46% OF FALL 2002 FRESHMEN GRADUATED WITHIN SIX YEARS

NEW STUDENT GEOGRAPHIC DISTRIBUTION³ FALL 2008

IN-STATE

57%

REST OF THE U.S.

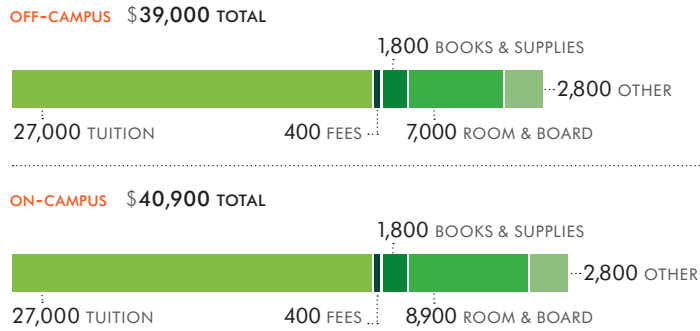
40%

INTERNATIONAL

3%

UNDERGRADUATE COST OF ATTENDANCE 2009-10

FULL-TIME DEPENDENT	OFF-CAMPUS	ON-CAMPUS
TUITION (30 CREDITS)	\$ 27,000	\$ 27,000
MANDATORY FEES	400	400
BOOKS & SUPPLIES	1,800	1,800
ROOM & BOARD	7,000	8,900
OTHER	2,800	2,800
TOTAL COST	\$ 39,000	\$ 40,900



STUDENT HOUSING FALL 2009 85% OF FRESHMEN LIVE IN CAMPUS HOUSING. 30% OF ALL STUDENTS LIVE IN CAMPUS HOUSING.

FINANCIAL AID 2007-08 FULL-TIME FIRST-TIME FRESHMEN

AVERAGE AMOUNT RECEIVED PER RECIPIENT \$ 9,826 94% OF FULL-TIME FRESHMEN RECEIVED AID



As a student at Cornish College of the Arts, you will be exposed to and inspired by a myriad of artists—instructors, professionals and students alike—representing a full spectrum of artistic endeavors in both the visual and performing arts.

By virtue of the school’s size and its core belief in the value of cross-disciplinary exposure, you’ll be influenced by every course of study it offers. Throughout the campus, you’ll witness run-throughs of scenes that are minutes from being performed, hear spontaneous bursts of music, and see sketches, diagrams, works-in-progress and finished art pieces lining every hallway. You’ll bring all of those influences into the classroom, where you’ll find an intimate gathering of fellow students with their own diverse experiences to offer.

Art and artists have an exceptionally prominent place in Seattle. And Cornish artists are often at the center of the action. Cornish artists start bands and form composer’s groups. They launch arts organizations. They pull together financing to rent space and open galleries. They organize and promote street performances that draw audiences numbering into the hundreds. They form cooperatives and open graphic design studios together. They write and produce plays. They are at the forefront of Seattle’s arts community. They are a force for change in the community at large.

NOTE 1: “Full-Time Equivalent” is the common way to measure the relative size of colleges. This adjusts for differences in the percentage of part-time students (or faculty). For example: one full-time student = 1 FTE; three half-time students = 1.5 FTE, etc. NOTE 2: Retention & graduation rates are calculated using “First-Time, Full-Time Freshmen” as required by the U.S. Department of Education. In schools with large transfer populations, these rates can vary quite a bit from year to year. NOTE 3: Geographic distribution is reported for first-time degree/certificate-seeking undergraduates. NOTE 4: Includes all institutional scholarships and grants, but does not include College Work Study or third party awards. NOTE 5: Data presented is drawn from the most recent school year available.