



At the Corcoran College of Art + Design, individual attention and career opportunities are emphasized in a vibrant and active creative community. Only in Washington, D.C., the nation's cultural capital, can students access such a diverse range of museums, monuments, and other significant cultural resources, while forming life-long bonds with faculty, staff and fellow students only a college of the Corcoran's caliber and size can provide.

**CONTACT** 500 Seventeenth Street, NW, Washington, DC 20006 T: 202.639.1801 WWW.CORCORAN.EDU

**DEGREES OFFERED**

AFA, BFA, BA, MA

**MAJORS OFFERED**

- Art and the Book\*\*
- Art Education\*\*
- Art Studies\*
- Digital Media Design\*
- Exhibition Design\*\*
- Fine Art\*
- Graphic Design\*
- History of Decorative Arts\*\*
- Interior Design
- Photography\*
- Photojournalism\*
- Teaching

\*UNDERGRADUATE ONLY

\*\*GRADUATE ONLY

**MINORS OFFERED**

- Ceramics\*
- Contemporary Art and Museum Culture\*
- Digital Media\*
- Painting\*
- Printmaking\*
- Sculpture\*
- Theory and Studio Practice\*
- Writing in the Arts\*

**OTHER PROGRAMS**

- Continuing Education
- Pre-College
- Short Courses
- 11 Certificate Programs

**SPECIAL OPPORTUNITIES**

- Study Abroad • Internships • Career Services • Artist Talks and Public Programs • Corcoran Gallery of Art Membership • Alumni Services • Student Activities • Consortium of Universities Cross-Registration of the Washington Metropolitan Area • AICAD Mobility Program • Writing Center • AICAD New York Studio Program

**ACCREDITATION**

REGIONAL: MSACS SPECIALIZED: NASAD

**UNDERGRADUATE ADMISSIONS PROCESS**

- |                                      |                                      |
|--------------------------------------|--------------------------------------|
| APPLICATION: Required                | PORTFOLIO: Required                  |
| ONLINE APPLICATION: Optional         | TRANSCRIPTS                          |
| HOME EXAM: Not required              | HIGH SCHOOL: Required                |
| INTERVIEW: Required within 200 miles | COLLEGE: Required, if transferring   |
| ESSAY: Required                      | LETTERS OF RECOMMENDATIONS: Optional |
| SAT / ACT: Required                  |                                      |

**ENROLLMENT** FALL 2008

UNDERGRADUATE FTE<sup>1</sup> = 366

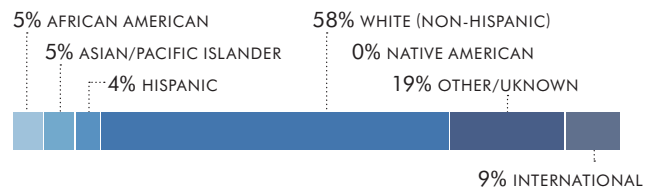
GRADUATE FTE<sup>1</sup> = 131

UNDERGRADUATE	
FULL-TIME	PART-TIME
280	485

GRADUATE	
FULL-TIME	PART-TIME
109	88

**NOTE 1:** "Full-Time Equivalent" is the common way to measure the relative size of colleges. This adjusts for differences in the percentage of part-time students (or faculty). For example: one full-time student=1 FTE; three half-time students = 1.5 FTE, etc.

**UNDERGRADUATE ETHNICITY** FALL 2008



**FACULTY** 2008-09

FACULTY FTE<sup>1</sup> = 61

FULL-TIME	PART-TIME
22	128

**CLASS SIZE** FALL 2008

14 ESTIMATED AVERAGE

**STUDENT/FACULTY RATIO** FALL 2008

8.1 TO 1  
FTE STUDENTS PER FTE FACULTY<sup>1</sup>



**UNDERGRADUATE GENDER DISTRIBUTION** FALL 2008



**FRESHMEN RETENTION<sup>2</sup>**

74% OF FALL 2006 FRESHMEN RETURNED IN FALL 2007

71% OF FALL 2007 FRESHMEN RETURNED IN FALL 2008

**SIX-YEAR GRADUATION RATE<sup>2</sup>**

66% OF FALL 2001 FRESHMEN GRADUATED WITHIN SIX YEARS

68% OF FALL 2002 FRESHMEN GRADUATED WITHIN SIX YEARS

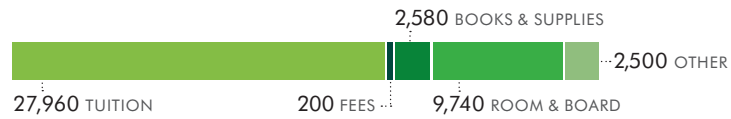
**NEW STUDENT GEOGRAPHIC DISTRIBUTION<sup>3</sup>** FALL 2008



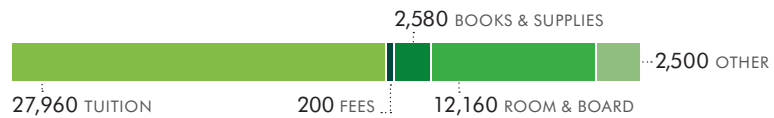
UNDERGRADUATE COST OF ATTENDANCE 2009-10

FULL-TIME DEPENDENT	OFF-CAMPUS	ON-CAMPUS
TUITION (30 CREDITS)	\$ 27,960	\$ 27,960
MANDATORY FEES	200	200
BOOKS & SUPPLIES	2,580	2,580
ROOM & BOARD	9,740	12,160
OTHER	2,500	2,500
<b>TOTAL COST</b>	<b>\$ 42,980</b>	<b>\$ 45,400</b>

OFF-CAMPUS \$42,980 TOTAL



ON-CAMPUS \$45,400 TOTAL



STUDENT HOUSING FALL 2008 62% OF FRESHMEN LIVE IN CAMPUS HOUSING. 14% OF ALL STUDENTS LIVE IN CAMPUS HOUSING.

FINANCIAL AID 2007-08 FULL-TIME FIRST-TIME FRESHMEN

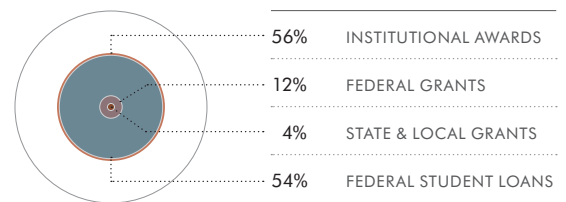
AVERAGE AMOUNT RECEIVED PER RECIPIENT \$ 12,483

63% OF FULL-TIME FRESHMEN RECEIVED AID

AID CATEGORY AVERAGE RECEIVED PER RECIPIENT

INSTITUTIONAL AWARDS <sup>4</sup>	8,481
FEDERAL GRANTS	3,500
STATE & LOCAL GRANTS	5,750
FEDERAL STUDENT LOANS	4,581

% FULL-TIME FRESHMEN RECIPIENTS



The Corcoran’s community of 600 undergraduate and graduate students fosters an environment of camaraderie and communication. Undergraduate students work with personal advisors to customize their studies by selecting from more than 250 studio electives, study abroad opportunities, AICAD’s mobility and NY Studio programs, and the Corcoran’s exclusive membership privileges with the Consortium of Universities of the Washington Metropolitan Area. Membership allows Corcoran students to enhance their curriculum with course registration at more than a dozen area colleges, including neighboring Georgetown and George Washington universities. Studies culminate with senior thesis exhibitions in the Corcoran’s own renowned museum, the Corcoran Gallery of Art.

Located just a few minutes’ walk from the National Mall, Corcoran students have the unique opportunity to intern and work at the wealth of design firms, news organizations, corporation headquarters, government agencies, advocacy organizations, and cultural institutions based in the city. The Corcoran’s career office provides support, development, and guidance, helping students land internships and jobs at National Geographic, American Red Cross, the Smithsonian Institution, National Public Radio, and *The Washington Post*, just to name a few. With countless art galleries and more than 65 museums, Washington, D.C. is a deep resource for art, design, and photography students.

NOTE 1: “Full-Time Equivalent” is the common way to measure the relative size of colleges. This adjusts for differences in the percentage of part-time students (or faculty). For example: one full-time student = 1 FTE; three half-time students = 1.5 FTE, etc. NOTE 2: Retention & graduation rates are calculated using “First-Time, Full-Time Freshmen” as required by the U.S. Department of Education. In schools with large transfer populations, these rates can vary quite a bit from year to year. NOTE 3: Geographic distribution is reported for first-time degree/certificate-seeking undergraduates. NOTE 4: Includes all institutional scholarships and grants, but does not include College Work Study or third party awards. NOTE 5: Data presented is drawn from the most recent school year available.